

Playville

Equipment Manufacturer



ACT-1300



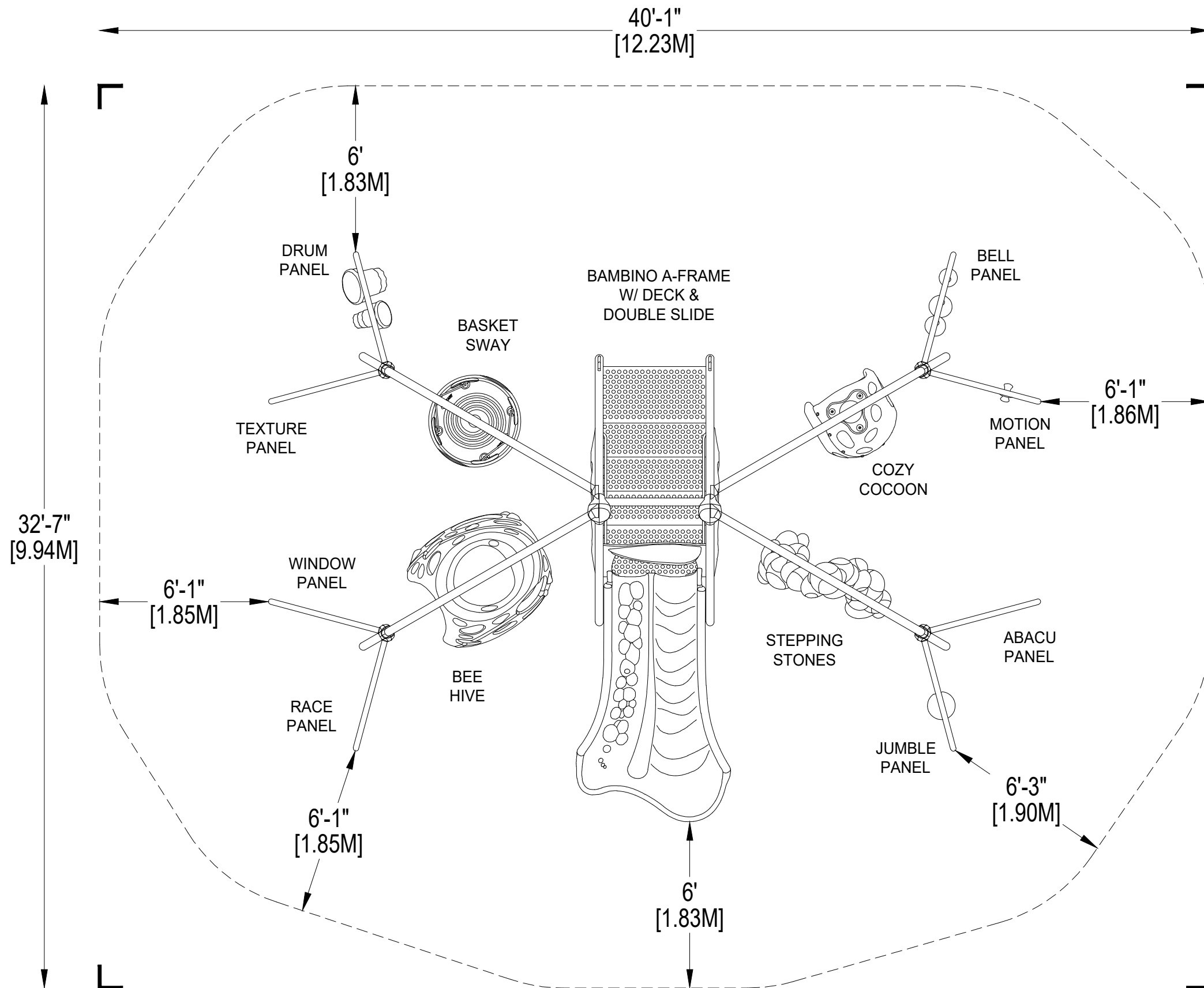
Playville

Equipment Manufacturer



ACT-1300





*PLAYGROUND SUPERVISION REQUIRED



PLAYWORLD SYSTEMS, INC.
 1000 Buffalo Road
 Lewisburg, PA
 17837-9795 USA

EQUIPMENT SIZE:
20'7" x 27'11" x 11'2"
 6,28M x 8,52M x 3,41M

USE ZONE:
40'1" x 32'7"
 12,23M x 9,94M

AREA: **1151 SqFt.** PERIMETER: **124 Ft.**
 106,93 SqM. 37,8M

FALL HEIGHT:
4 Ft.
 1,22M

USER CAPACITY: **32** AGE GROUP: **2-5**

- ✓ ASTM F1487-11
- ✓ CPSC #325



PROJECT NO:
ACT-1300E

SCALE:
 1/4"=1'-0"

DRAWN BY:
M. MERTZ

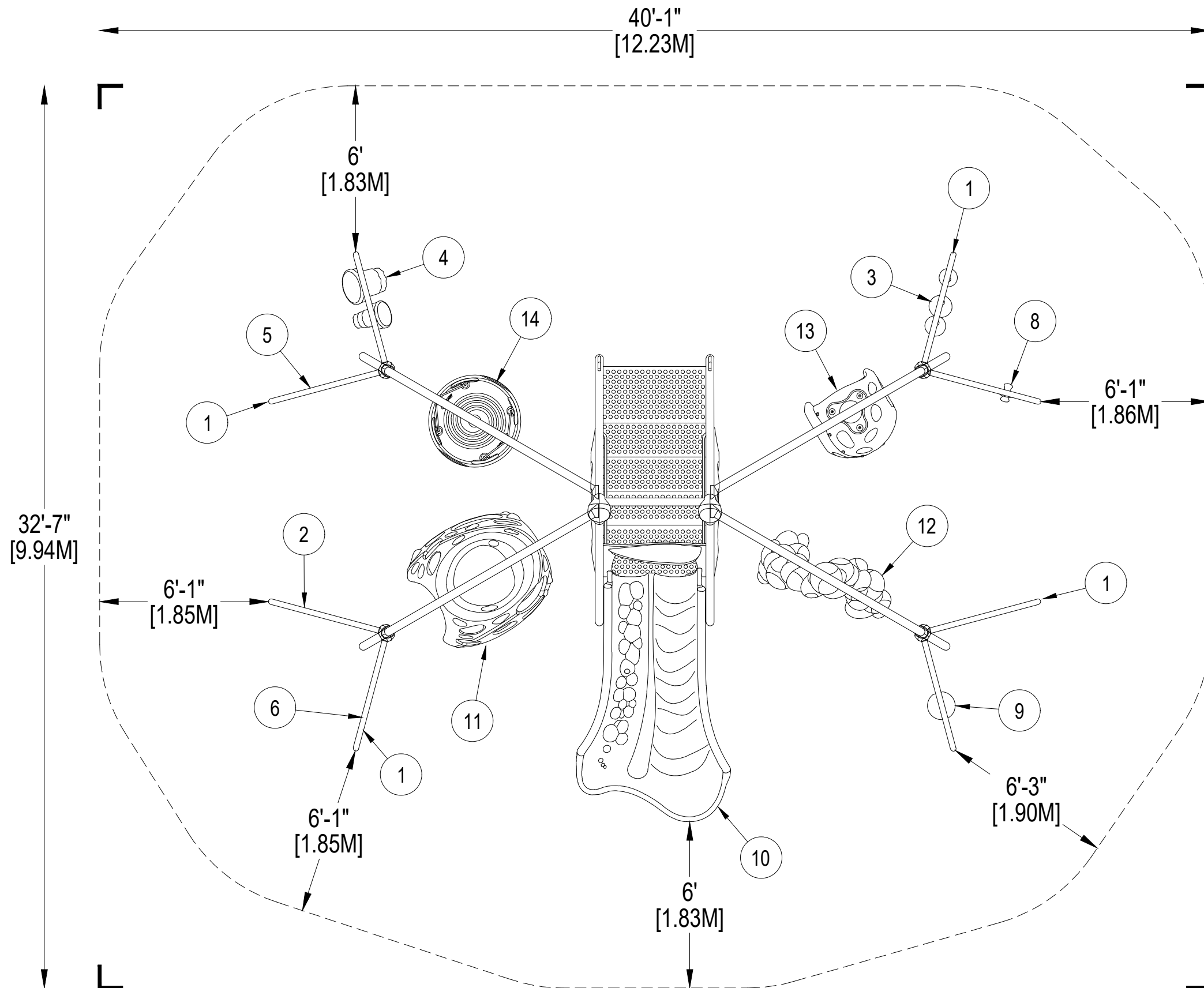
Paper Size

DATE:
30-OCT-17

B

ACTIVO BAMBINO: PLAYVILLE

CATALOG PRE-DESIGN



32'-7"
[9.94M]

40'-1"
[12.23M]

6'
[1.83M]


6'-1"
[1.85M]

6'-1"
[1.85M]

6'
[1.83M]

6'-1"
[1.86M]

6'-3"
[1.90M]



PLAYWORLD SYSTEMS, INC.
1000 Buffalo Road
Lewisburg, PA
17837-9795 USA

EQUIPMENT SIZE:
20'7" x 27'11" x 11'2"
6,28M x 8,52M x 3,41M

USE ZONE:
40'1" x 32'7"
12,23M x 9,94M

AREA: **1151 SqFt.** PERIMETER: **124 Ft.**
106,93 SqM. 37,8M

FALL HEIGHT:
4 Ft.
1,22M

USER CAPACITY: **32** AGE GROUP: **2-5**

- ✓ ASTM F1487-11
- ✓ CPSC #325



PROJECT NO:
ACT-1300E

SCALE:
1/4"=1'-0"

DRAWN BY:
M. MERTZ

Paper Size

DATE:
30-OCT-17

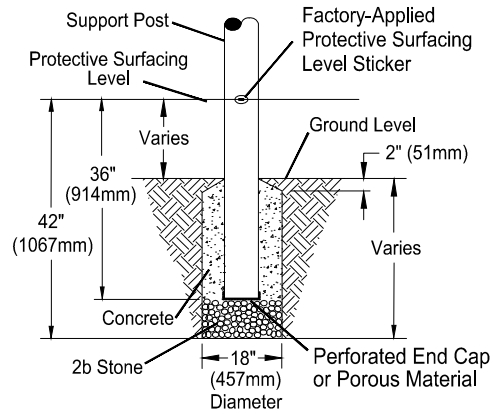
B

*PLAYGROUND SUPERVISION REQUIRED

ACTIVO BAMBINO: PLAYVILLE
CATALOG PRE-DESIGN

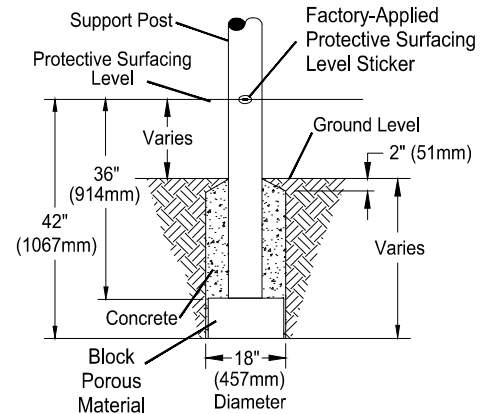
DETAIL 1

Support Post, Spiral Slide and RockBlocks Post Footing Detail



STONE OPTION

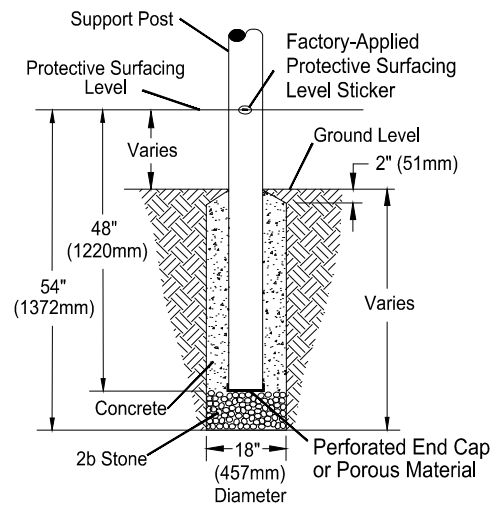
OR



BLOCK OPTION

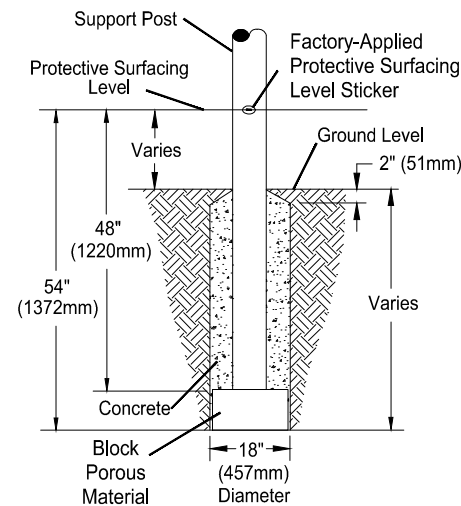
DETAIL 2

GroundZero, Cantilever and "T" Post Footing Detail



STONE OPTION

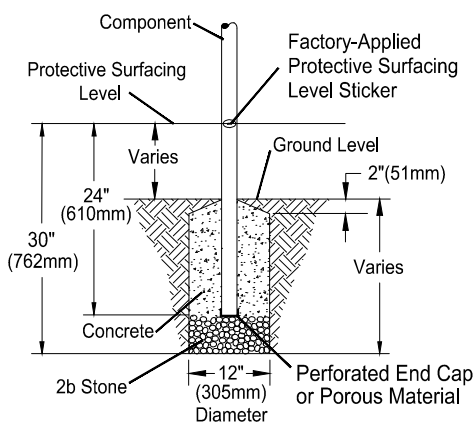
OR



BLOCK OPTION

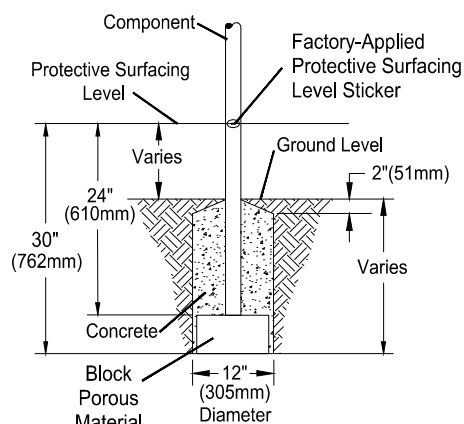
DETAIL 3

Component Footing Detail



STONE OPTION

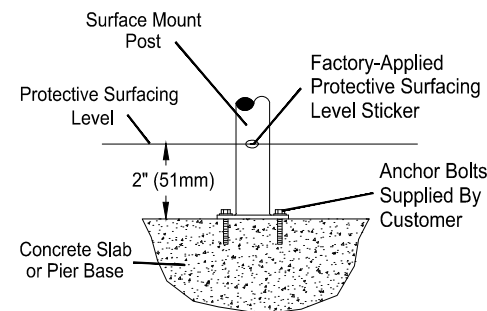
OR



BLOCK OPTION

DETAIL 4

Surface Mount Detail



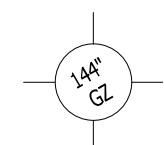
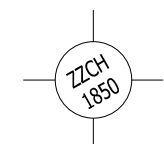
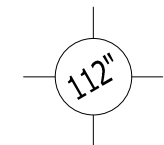
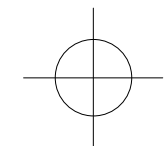
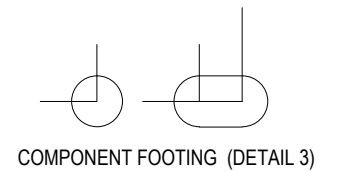
INSTALLATION NOTES:

- 1) Paved surfaces, such as asphalt and concrete, are not acceptable for use under your structure.
- 2) It is the consumer's responsibility to check with local utilities prior to excavating footings for any underground utility lines that may exist within the installation area.
- 3) It is the consumer's responsibility to check local soil conditions and drainage within the site area. Inquire with local contractors for appropriate recommendations.
- 4) If the structure is to be installed across uneven terrain, maintain the support post mark for protective surfacing level at the lowest grade. Adjust other footings accordingly.
- 5) The base of footings must be below frost lines.
- 6) Do not encase the bottom of support posts in concrete. Place all posts directly on packed stone.
- 7) Assemble the entire structure before pouring concrete unless specifically instructed to do so in the individual component installation instructions.
- 8) Read completely the installation instructions provided with your structure prior to beginning construction.

SITE NOTES:

- 1) The site plan provided must be checked against the actual site area to ensure that placement of your structure meets required clearances.
- 2) The dimensions labeled are for location of footing holes, not exact placement of equipment. Assemble, plumb, and level equipment before pouring concrete.
- 3) There must be a minimum distance of 6' (1830mm) between any obstacle, sidewalk, etc., and your structure.
- 4) Slides must have a use zone that extends out from the lower exit section of the slide a distance that is at least 6' (1830mm) or equal to the vertical distance from the highest point of the sliding surface to the top of the protective surfacing, whichever is greater. The slide use zone should not extend greater than 8' (2438mm) from the end of the lower exit section.
- 5) The complete area, including the space under and around the equipment, must be covered with an impact attenuating material. See the 1997 publication, "Handbook for Public Playground Safety", published by the U.S. Consumer Product Safety Commission, for guidelines and recommendations on the type and depth of surfacing material. For a copy of the "Handbook for Public Playground Safety", write to: **U.S. Consumer Product Safety Commission**, Office of Information and Public Affairs, Washington, D.C. 20207
- 6) Supervise children as they play.

FOOTING LEGEND



FOOTING DETAIL

SCALE:
NOT TO SCALE

DRAWN BY:
TECH SALES

Paper Size

B

DATE:
28-JUNE-13

POINT 'D'

A: 32'-7"
B: 51'-8"
C: 40'-1"

POINT 'C'

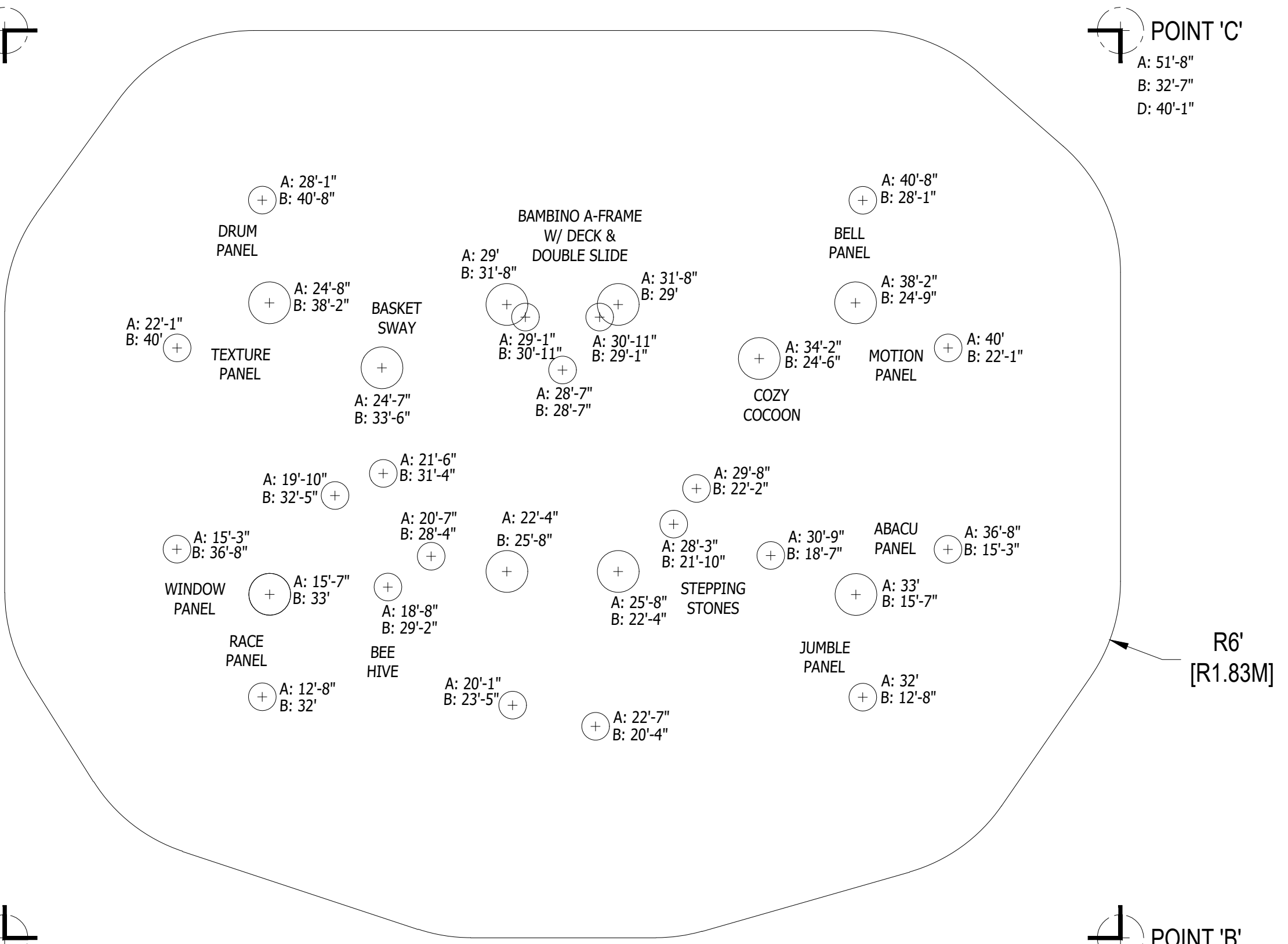
A: 51'-8"
B: 32'-7"
D: 40'-1"

POINT 'A'

B: 40'-1"
C: 51'-8"
D: 32'-7"

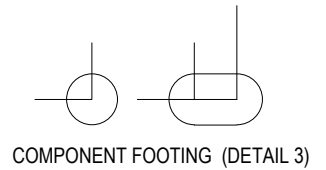
POINT 'B'

A: 40'-1"
C: 32'-7"
D: 51'-8"

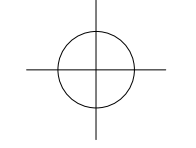


PLAYWORLD SYSTEMS, INC.
1000 Buffalo Road
Lewisburg, PA
17837-9795 USA

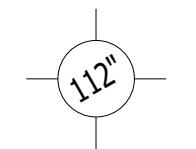
FOOTING LEGEND



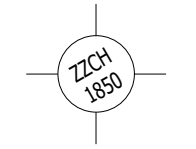
COMPONENT FOOTING (DETAIL 3)



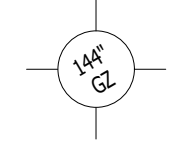
SPIRAL SLIDE CENTER POST FOOTING (DETAIL 1)



SUPPORT POST FOOTING (DETAIL 1 or 4)
(112" INDICATES POST LENGTH)



CANTILEVER, "T" POST, AND COMPONENT
POST FOOTING (DETAIL 2)
(ZZCH1850 INDICATES PART NUMBER)



GROUND ZERO POST FOOTING (DETAIL 2)
(144" INDICATES POST LENGTH)

PROJECT NO: ACT-1300E	SCALE: 1/4"=1'-0"
DRAWN BY: M. MERTZ	Paper Size B
DATE: 30-OCT-17	

ACTIVO BAMBINO: PLAYVILLE
CATALOG PRE-DESIGN

*PLAYGROUND SUPERVISION REQUIRED

Activo Bambino: Playville

Design Number: ACT-1300E - Bill Of Material

Ref. No.	Part No.	Description	Quantity
Activity Panels			
1	ZZAC0035	OUTRIGGERS FOR PANELS	4
2	ZZAC0036	BAMBINO RAINBOW WINDOW PANEL	1
3	ZZAC0037	BAMBINO BELL PANEL	1
4	ZZAC0038	BAMBINO DRUM PANEL	1
5	ZZAC0039	BAMBINO TACTILE PANEL	1
6	ZZAC0040	BAMBINO CAR RACE PANEL	1
7	ZZAC0041	BAMBINO COUNTING PANEL	1
8	ZZAC0042	BAMBINO MOVE-IT PANEL	1
9	ZZAC0043	BAMBINO JUMBLE PANEL	1
Climbers			
10	ZZAC0030	BAMBINO A-FRAME	1
11	ZZAC0031	BAMBINO ARCH - BEE HIVE	1
12	ZZAC0032	BAMBINO ARCH - STEPPING STONES	1
Balance			
13	ZZAC0033	BAMBINO ARCH - COCOON	1
14	ZZAC0034	BAMBINO ARCH - BASKET SWAY	1
Additional Tool & Maintenance Kits			
15	ZZACGUID	BAMBINO / UNITY CONNECT GUIDELINES	1
16	ZZXX0086	BAMBINO/UNITY CONNECT MAINT. KIT W/AEROSOL	1

Activo Bambino: Playville

Design Number: ACT-1300E - Compliance and Technical Data

Reference Document: ASTM F1487

Ref. No.	Part No.	Qty.	Description	Unit ASTM Status	Total Weight (lbs)	Pre-Consumer Recycled Content (lbs)	Post-Consumer Content (lbs)	CO2e Footprint (kgs)	Users	Install Hours	Concrete (Yds3)	Active Play Events
1	ZZAC0035	4	OUTRIGGERS FOR PANELS	Certified	332.16			742	0	5.00	0.24	0
2	ZZAC0036	1	BAMBINO RAINBOW WINDOW PANEL	Certified	28.11			454	2	0.50	0.00	1
3	ZZAC0037	1	BAMBINO BELL PANEL	Certified	35.81			346	2	0.50	0.00	1
4	ZZAC0038	1	BAMBINO DRUM PANEL	Certified	36.35			386	2	0.50	0.00	1
5	ZZAC0039	1	BAMBINO TACTILE PANEL	Certified	26.93			326	2	0.50	0.00	1
6	ZZAC0040	1	BAMBINO CAR RACE PANEL	Certified	28.03			338	2	0.50	0.00	1
7	ZZAC0041	1	BAMBINO COUNTING PANEL	Certified	33.31			439	2	0.50	0.00	1
8	ZZAC0042	1	BAMBINO MOVE-IT PANEL	Certified	37.72			458	2	0.50	0.00	1
9	ZZAC0043	1	BAMBINO JUMBLE PANEL	Certified	41.53			684	2	0.50	0.00	1
10	ZZAC0030	1	BAMBINO A-FRAME	Certified	1,061.23			3,731	6	10.50	0.63	3
11	ZZAC0031	1	BAMBINO ARCH - BEE HIVE	Certified	194.17			1,015	2	3.50	0.25	1
12	ZZAC0032	1	BAMBINO ARCH - STEPPING STONES	Certified	138.67			772	3	3.50	0.25	1
13	ZZAC0033	1	BAMBINO ARCH - COCOON	Certified	217.67			1,309	3	3.00	0.26	1
14	ZZAC0034	1	BAMBINO ARCH - BASKET SWAY	Certified	154.19			878	2	2.00	0.26	1
15	ZZACGUID	1	BAMBINO / UNITY CONNECT GUIDELINES	N/A	0.00			1	0	0.25	0.00	0
16	ZZXX0086	1	BAMBINO/UNITY CONNECT MAINT. KIT W/AEROSOL	N/A				99				
Totals:					2,365.88	371	586	11,978	32	31.75	1.89	15
					1,064.65 Kg	167 Kg	264 Kg	12 Metric Tons			1.44 m3	



Activo Bambino: Playville

Design Number: ACT-1300E - Compliance and Technical Data

Reference Document: ASTM F1487

Ref. No.	Part No.	Qty.	Description	Unit ASTM Status	Total Weight (lbs)	Pre-Consumer Recycled Content (lbs)	Post-Consumer Content (lbs)	CO2e Footprint (kgs)	Users	Install Hours	Concrete (Yds3)	Active Play Events
----------	----------	------	-------------	------------------	--------------------	-------------------------------------	-----------------------------	----------------------	-------	---------------	-----------------	--------------------

ASTM F1487

The lay-out for this custom playscape, design number ACT-1300E, has been configured to meet the requirements of the ASTM F1487 standard. In addition, each of the above components listed as "Certified" have been tested and are IPEMA certified. Components listed as "Not Applicable" do not fall within the scope of the ASTM F1487 standard and have not been tested. IPEMA certification can be verified on the IPEMA website, www.ipema.org. In the interest of playground safety, IPEMA provides a Third Party Certification Service which validates compliance.

2010 ADA Standards for Accessible Design

The lay-out was also designed to meet the 2010 Standards published 15-Sep-2010, by the Department of Justice when installed over a properly maintained surfacing material that is in compliance with ASTM F1951 "Accessibility of Surface Systems Under and Around Playground Equipment" as well as ASTM F1292, "Impact Attenuation of Surfacing Materials Within the Use Zone of Playground Equipment", appropriate for the fall height of the structure.

Installation Times

Installation times are based on one experienced installer. A crew of three experienced individuals can perform the installation within the given time, each member working 1/3 of the given hours. [Eg. Installation Time = 30 hours. For a crew of three, each member will work 10 hours on the installation for a total of 30 hours on the project.]

Carbon Footprint

The CO2e (carbon footprint given in Kilograms and Metric Tons) listed above is a measure of the environmental impact this play structure represents from harvesting raw materials to the time it leaves our shipping dock. Playworld Systems nurtures a total corporate culture that is focused on eliminating carbon producing processes and products, reducing our use of precious raw materials, reusing materials whenever possible and recycling materials at every opportunity. Playworld Systems elected to adopt the Publicly Available Specification; PAS 2050 as published by the British Standards Institute and sponsored by Defra and the Carbon Trust. The PAS 2050 has gained international acceptance as a specification that measures the greenhouse gas emissions in services and goods throughout their entire life cycle.

Pre-Consumer Recycle Content

A measurement, in pounds, that qualifies the amount of material that was captured as waste and diverted from landfill during an initial manufacturing process and is being redirected to a separate manufacturing process to become a different product. E.g. 100% of our Aluminum Tubing is made from captured waste material during the manufacturing process of extruded Aluminum products such as rods, flat bars and H-channels.

Post-Consumer Recycle Content

A measurement, in pounds, that qualifies the amount of material that was once another product that has completed its lifecycle and has been diverted from a landfill as a solid waste through recycling and is now being used in a Playworld Systems' product. E.g. **20% to 40% of the steel in our steel tubing and sheet steel have been diverted from landfills. Automobiles are scrapped and recyclable steel is purchased by the steel mill that produces our raw product.

** The amount of Post-Consumer recycled steel fluctuates daily based on the availability of the recycled steel.

