

Walk-up

Equipment Manufacturer



500-1804



Walk-up

Equipment Manufacturer



500-1804





PLAYWORLD SYSTEMS, INC.
 1000 Buffalo Road
 Lewisburg, PA
 17837-9795 USA

EQUIPMENT SIZE:
39' x 21'9" x 13'5"
 11,89M x 6,63M x 4,09M

USE ZONE:
53'2" x 34'
 16,22M x 10,37M

AREA: **1,286 SqFt.** PERIMETER: **137 Ft.**
 119,47 SqM. 41,76M

FALL HEIGHT:
8 Ft.
 2,44M

USER CAPACITY: **38** AGE GROUP: **5-12**

ADA SCHEDULE	Total Elevated Play Activities: 7		
	Total Ground-Level Play Activities: 3		
	Accessible Elevated Activities	Accessible Ground-Level Activities	Accessible Ground-Level Play Types
Required	4	2	2
Provided	7	3	3

- ✓ ASTM F1487-17
- ✓ CPSC #325



PROJECT NO:
500-1804

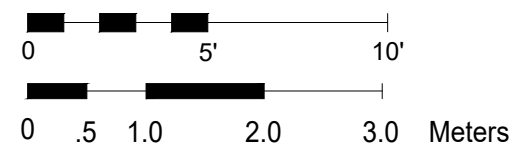
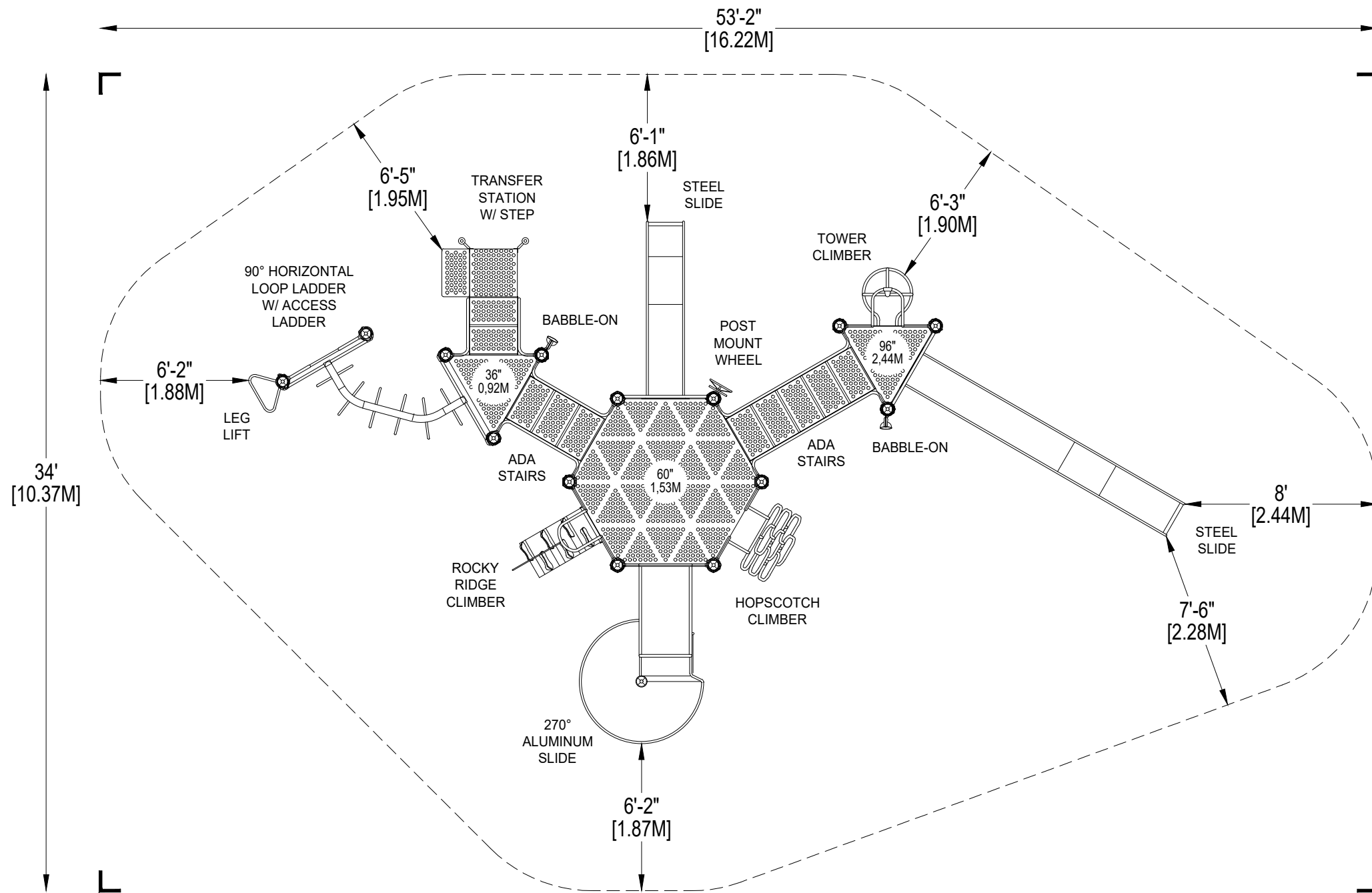
SCALE:
3/16"=1'-0"

DRAWN BY:
M. MERTZ

Paper Size

DATE:
31-OCT-17

B



*PLAYGROUND SUPERVISION REQUIRED

WALK-UP
 CATALOG PRE-DESIGN



PLAYWORLD SYSTEMS, INC.
 1000 Buffalo Road
 Lewisburg, PA
 17837-9795 USA

EQUIPMENT SIZE:
39' x 21'9" x 13'5"
 11,89M x 6,63M x 4,09M

USE ZONE:
53'2" x 34'
 16,22M x 10,37M

AREA: **1,286 SqFt.** PERIMETER: **137 Ft.**
 119,47 SqM. 41,76M

FALL HEIGHT:
8 Ft.
 2,44M

USER CAPACITY: **38** AGE GROUP: **5-12**

ADA SCHEDULE	Total Elevated Play Activities: 7		
	Total Ground-Level Play Activities: 3		
	Accessible Elevated Activities	Accessible Ground-Level Activities	Accessible Ground-Level Play Types
Required	4	2	2
Provided	7	3	3

- ✓ ASTM F1487-17
- ✓ CPSC #325



PROJECT NO:
500-1804

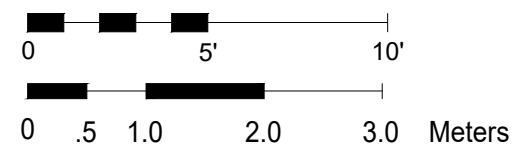
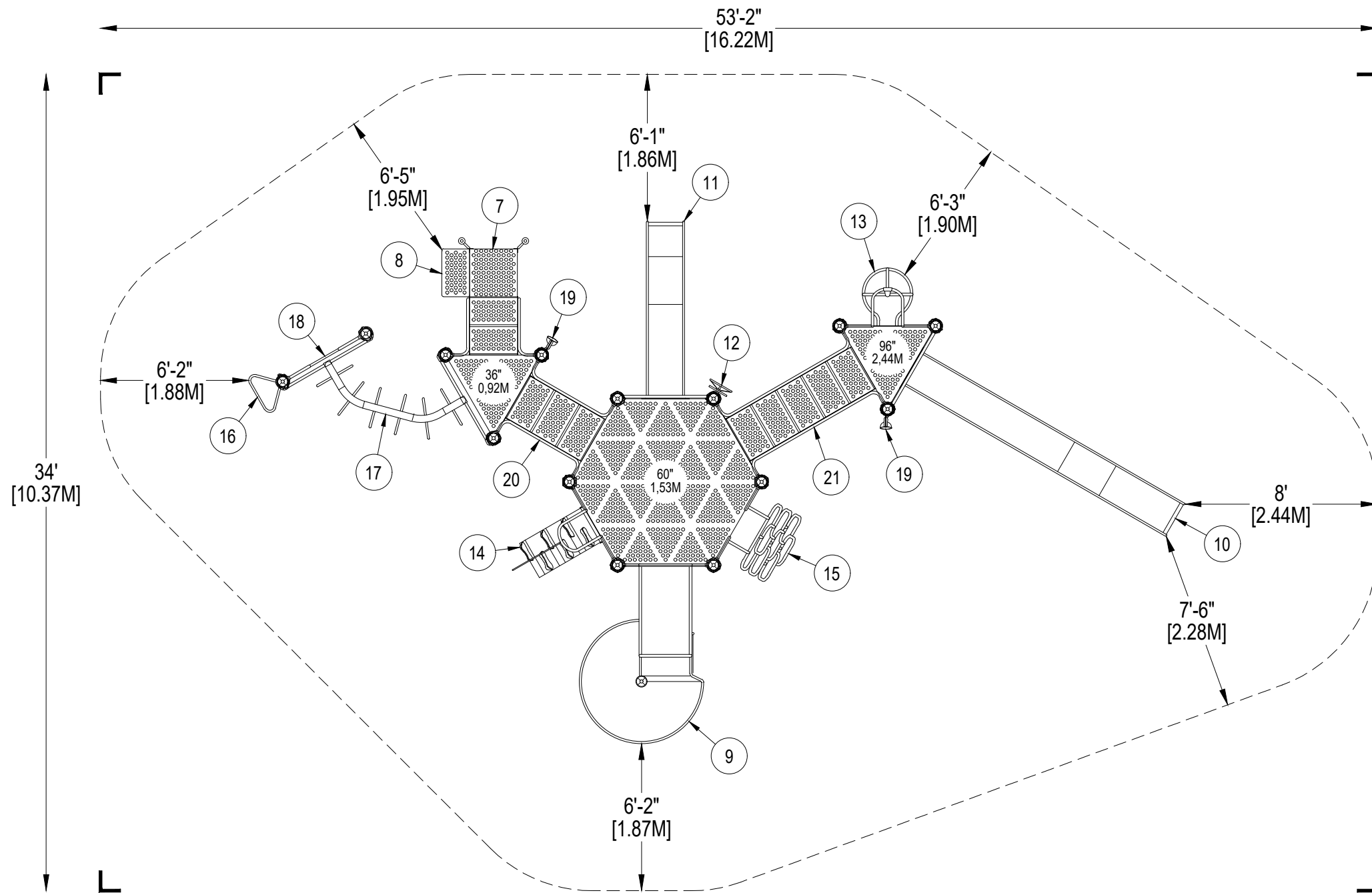
SCALE:
3/16"=1'-0"

DRAWN BY:
M. MERTZ

Paper Size

DATE:
31-OCT-17

B

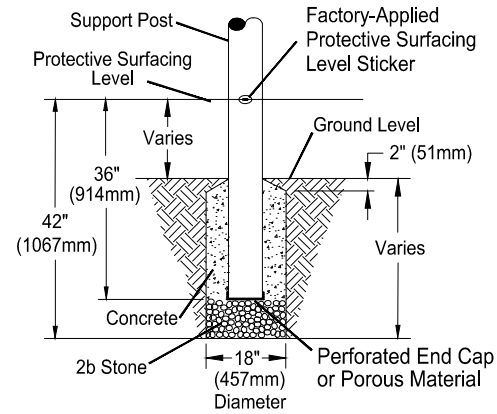


*PLAYGROUND SUPERVISION REQUIRED

WALK-UP
 CATALOG PRE-DESIGN

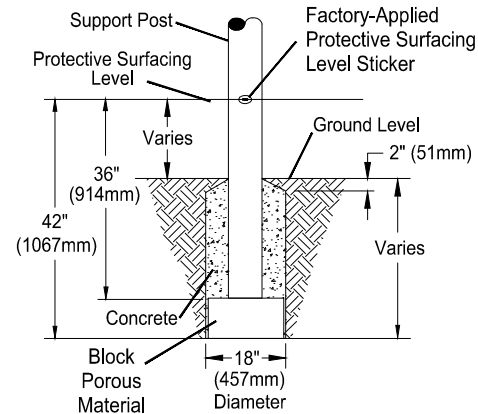
DETAIL 1

Support Post, Spiral Slide and RockBlocks Post Footing Detail



STONE OPTION

OR



BLOCK OPTION

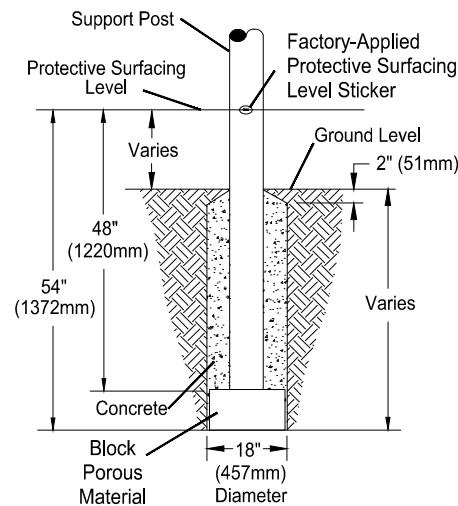
DETAIL 2

GroundZero, Cantilever and "T" Post Footing Detail



STONE OPTION

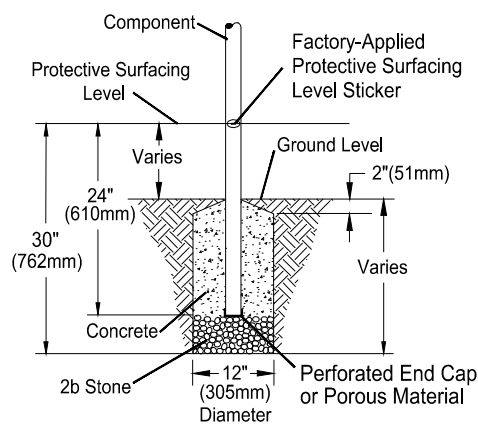
OR



BLOCK OPTION

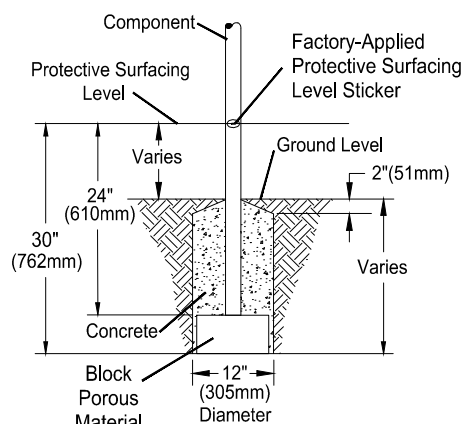
DETAIL 3

Component Footing Detail



STONE OPTION

OR



BLOCK OPTION

DETAIL 4

Surface Mount Detail



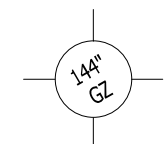
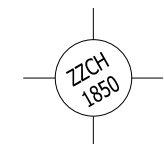
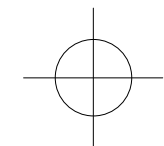
INSTALLATION NOTES:

- 1) Paved surfaces, such as asphalt and concrete, are not acceptable for use under your structure.
- 2) It is the consumer's responsibility to check with local utilities prior to excavating footings for any underground utility lines that may exist within the installation area.
- 3) It is the consumer's responsibility to check local soil conditions and drainage within the site area. Inquire with local contractors for appropriate recommendations.
- 4) If the structure is to be installed across uneven terrain, maintain the support post mark for protective surfacing level at the lowest grade. Adjust other footings accordingly.
- 5) The base of footings must be below frost lines.
- 6) Do not encase the bottom of support posts in concrete. Place all posts directly on packed stone.
- 7) Assemble the entire structure before pouring concrete unless specifically instructed to do so in the individual component installation instructions.
- 8) Read completely the installation instructions provided with your structure prior to beginning construction.

SITE NOTES:

- 1) The site plan provided must be checked against the actual site area to ensure that placement of your structure meets required clearances.
- 2) The dimensions labeled are for location of footing holes, not exact placement of equipment. Assemble, plumb, and level equipment before pouring concrete.
- 3) There must be a minimum distance of 6' (1830mm) between any obstacle, sidewalk, etc., and your structure.
- 4) Slides must have a use zone that extends out from the lower exit section of the slide a distance that is at least 6' (1830mm) or equal to the vertical distance from the highest point of the sliding surface to the top of the protective surfacing, whichever is greater. The slide use zone should not extend greater than 8' (2438mm) from the end of the lower exit section.
- 5) The complete area, including the space under and around the equipment, must be covered with an impact attenuating material. See the 1997 publication, "Handbook for Public Playground Safety", published by the U.S. Consumer Product Safety Commission, for guidelines and recommendations on the type and depth of surfacing material. For a copy of the "Handbook for Public Playground Safety", write to: **U.S. Consumer Product Safety Commission**, Office of Information and Public Affairs, Washington, D.C. 20207
- 6) Supervise children as they play.

FOOTING LEGEND



FOOTING DETAIL

SCALE:
NOT TO SCALE

DRAWN BY:
TECH SALES

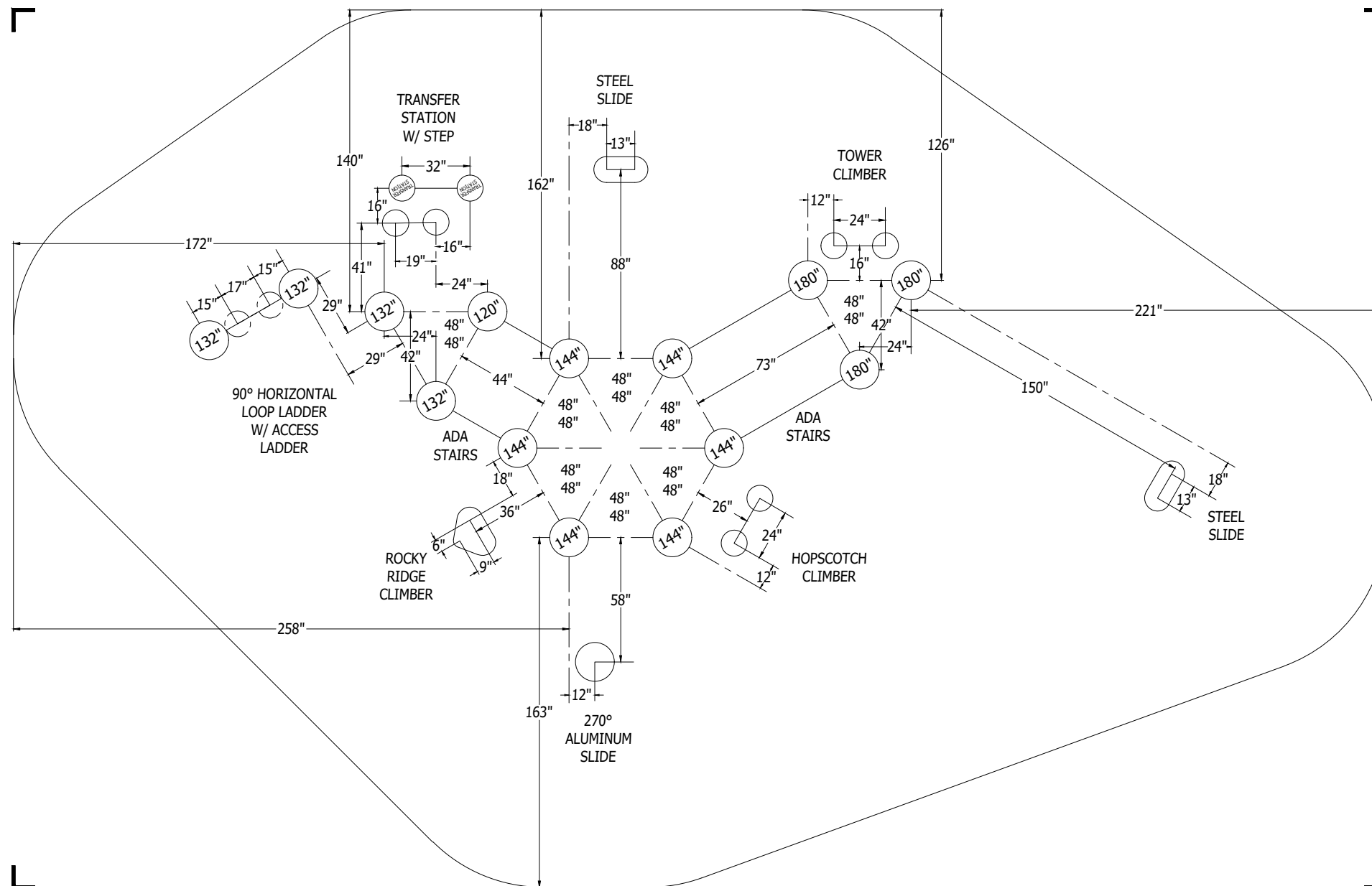
Paper Size

DATE:
28-JUNE-13

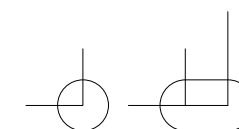
B



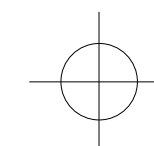
PLAYWORLD SYSTEMS, INC.
 1000 Buffalo Road
 Lewisburg, PA
 17837-9795 USA



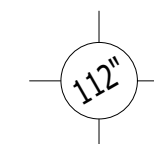
FOOTING LEGEND



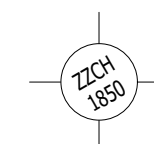
COMPONENT FOOTING (DETAIL 3)



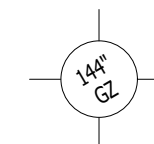
SPIRAL SLIDE CENTER POST FOOTING (DETAIL 1)



SUPPORT POST FOOTING (DETAIL 1 or 4)
(112" INDICATES POST LENGTH)



CANTILEVER, "T" POST, AND COMPONENT
 POST FOOTING (DETAIL 2)
 (ZZCH1850 INDICATES PART NUMBER)



GROUND ZERO POST FOOTING (DETAIL 2)
 (144" INDICATES POST LENGTH)

PROJECT NO:
500-1804

SCALE:
3/16"=1'-0"

DRAWN BY:
M. MERTZ

Paper Size

DATE:
31-OCT-17

B

*PLAYGROUND SUPERVISION REQUIRED

Walk-up

Design Number: 500-1804 - Bill Of Material

Ref. No.	Part No.	Description	Quantity
Posts			
1	ZZPM0016	5in OD X 120in STEEL POST W/ RIVETED CAP	1
2	ZZPM0026	5in OD X 132in STEEL POST W/ RIVETED CAP	4
3	ZZPM0036	5in OD X 144in STEEL POST W/ RIVETED CAP	6
4	ZZPM0066	5in OD X 180in STEEL POST W/ RIVETED CAP	3
Decks & Kick Plates			
5	ZZPM0617	TRIANGULAR COATED DECK ASSEMBLY	2
6	ZZPM0619	HEX COATED DECK ASSEMBLY	1
ADA Items			
7	ZZPM2007	TRANSFER STATION w/TALL GUARDRAIL (36in DECK)	1
8	ZZUN2019	APPROACH STEP FOR TRANSFER STATION	1
Slides			
9	ZZPM2716	270 DEGREE ALUMINUM SPIRAL SLIDE	1
10	ZZPM2906	STAINLESS STEEL SLIDE- 96in DECK	1
11	ZZPM2908	STAINLESS STEEL SLIDE- 60in DECK	1
Activity Panels			
12	ZZPM4290	STEERING WHEEL (POST MOUNT)	1
Climbers			
13	ZZPM7170	8ft TOWER CLIMBER	1
14	ZZPM7966	ROCKY RIDGE CLIMBER (60in DECK)	1
15	ZZPM8270	HOPSCOTCH CLIMBER (60in DECK)	1
Overhead Events			
16	ZZPM5770	LEG LIFT	1
17	ZZPM5850	90 DEGREE HORIZONTAL LOOP LADDER	1
18	ZZPM5970	OVERHEAD EVENT ACCESS LADDER (36in DECK)	1
Audible Activities			
19	ZZPM4467	GROUND TO GROUND BABBLE-ON	1
Stairs and Ladders			
20	ZZPM9170	24in ACCESSIBLE STEPPED PLATFORM (DECK TO DECK)	1
21	ZZPM9177	36in ACCESSIBLE STEPPED PLATFORM (DECK TO DECK)	1
Additional Tool & Maintenance Kits			
22	ZZPMGUID	PLAYMAKER GUIDELINES	1
23	ZZUN9910	SURFACING WARNING LABEL KIT	1
24	ZZUN9930	PIPE SYSTEMS MAINTENANCE KIT W/ AEROSOL	1

Walk-up

Design Number: 500-1804 - Compliance and Technical Data

Reference Document: ASTM F1487

Ref. No.	Part No.	Qty.	Description	Unit ASTM Status	Total Weight (lbs)	Pre-Consumer Recycled (lbs)	Post-Consumer Content (lbs)	CO2e Footprint (kgs)	Users	Install Hours	Concrete (Yds3)	Active Play Events
1	ZZPM0016	1	5in OD X 120in STEEL POST W/ RIVETED CAP	Certified	67.11			99	0	1.00	0.13	0
2	ZZPM0026	4	5in OD X 132in STEEL POST W/ RIVETED CAP	Certified	296.84			434	0	4.00	0.48	0
3	ZZPM0036	6	5in OD X 144in STEEL POST W/ RIVETED CAP	Certified	485.46			704	0	6.00	0.78	0
4	ZZPM0066	3	5in OD X 180in STEEL POST W/ RIVETED CAP	Certified	302.43			434	0	3.00	0.39	0
5	ZZPM0617	2	TRIANGULAR COATED DECK ASSEMBLY	Certified	92.80			339	4	2.00	0.00	0
6	ZZPM0619	1	HEX COATED DECK ASSEMBLY	Certified	228.72			638	8	2.00	0.00	0
7	ZZPM2007	1	TRANSFER STATION w/TALL GUARDRAIL (36in DECK)	Certified	155.24			329	2	2.00	0.09	0
8	ZZUN2019	1	APPROACH STEP FOR TRANSFER STATION	Certified	35.83			72	1	1.00	0.04	0
9	ZZPM2716	1	270 DEGREE ALUMINUM SPIRAL SLIDE	Certified	275.00			7,671	3	1.50	0.12	1
10	ZZPM2906	1	STAINLESS STEEL SLIDE- 96in DECK	Certified	217.90			448	2	4.00	0.06	1
11	ZZPM2908	1	STAINLESS STEEL SLIDE- 60in DECK	N/A	165.10			322	0	4.00	0.06	0
12	ZZPM4290	1	STEERING WHEEL (POST MOUNT)	Certified	8.67			47	1	0.25	0.00	1
13	ZZPM7170	1	8ft TOWER CLIMBER	Certified	126.96			277	2	2.00	0.90	1
14	ZZPM7966	1	ROCKY RIDGE CLIMBER (60in DECK)	Certified	123.05			532	2	2.00	0.07	1
15	ZZPM8270	1	HOPSCOTCH CLIMBER (60in DECK)	Certified	96.46			179	2	2.00	0.06	1
16	ZZPM5770	1	LEG LIFT	Certified	7.20			33	1	0.50	0.00	1
17	ZZPM5850	1	90 DEGREE HORIZONTAL LOOP LADDER	Certified	72.66			210	2	1.00	0.00	1
18	ZZPM5970	1	OVERHEAD EVENT ACCESS LADDER (36in DECK)	Certified	26.16			77	1	1.50	0.06	0
19	ZZPM4467	1	GROUND TO GROUND BABBLE-ON	Certified	45.47			248	2	1.50	0.00	1
20	ZZPM9170	1	24in ACCESSIBLE STEPPED PLATFORM (DECK TO DECK)	Certified	174.86			374	1	2.00	0.00	0
21	ZZPM9177	1	36in ACCESSIBLE STEPPED PLATFORM (DECK TO DECK)	Certified	286.99			640	2	1.50	0.00	0
22	ZZPMGUID	1	PLAYMAKER GUIDELINES	N/A	0.00			1	0	0.25	0.00	0



Walk-up

Design Number: 500-1804 - Compliance and Technical Data

Reference Document: ASTM F1487

Ref. No.	Part No.	Qty.	Description	Unit ASTM Status	Total Weight (lbs)	Pre-Consumer Recycled Content (lbs)	Post-Consumer Content (lbs)	CO2e Footprint (kgs)	Users	Install Hours	Concrete (Yds3)	Active Play Events
23	ZZUN9910	1	SURFACING WARNING LABEL KIT	Certified	0.05			1	0	0.25	0.00	0
24	ZZUN9930	1	PIPE SYSTEMS MAINTENANCE KIT W/ AEROSOL	N/A				90				
Totals:					3,290.96	552	1,232	14,197	36	45.25	3.24	9
					1,480.93 Kg	248 Kg	554 Kg	14 Metric Tons				2.46 m3



Walk-up

Design Number: 500-1804 - Compliance and Technical Data

Reference Document: ASTM F1487

Ref. No.	Part No.	Qty.	Description	Unit ASTM Status	Total Weight (lbs)	Pre-Consumer Recycled Content (lbs)	Post-Consumer Content (lbs)	CO2e Footprint (kgs)	Users	Install Hours	Concrete (Yds3)	Active Play Events
----------	----------	------	-------------	------------------	--------------------	-------------------------------------	-----------------------------	----------------------	-------	---------------	-----------------	--------------------

ASTM F1487

The lay-out for this custom playscape, design number 500-1804, has been configured to meet the requirements of the ASTM F1487 standard. In addition, each of the above components listed as "Certified" have been tested and are IPEMA certified. Components listed as "Not Applicable" do not fall within the scope of the ASTM F1487 standard and have not been tested. IPEMA certification can be verified on the IPEMA website, www.ipema.org. In the interest of playground safety, IPEMA provides a Third Party Certification Service which validates compliance.

2010 ADA Standards for Accessible Design

The lay-out was also designed to meet the 2010 Standards published 15-Sep-2010, by the Department of Justice when installed over a properly maintained surfacing material that is in compliance with ASTM F1951 "Accessibility of Surface Systems Under and Around Playground Equipment" as well as ASTM F1292, "Impact Attenuation of Surfacing Materials Within the Use Zone of Playground Equipment", appropriate for the fall height of the structure.

Installation Times

Installation times are based on one experienced installer. A crew of three experienced individuals can perform the installation within the given time, each member working 1/3 of the given hours. [Eg. Installation Time = 30 hours. For a crew of three, each member will work 10 hours on the installation for a total of 30 hours on the project.]

Carbon Footprint

The CO2e (carbon footprint given in Kilograms and Metric Tons) listed above is a measure of the environmental impact this play structure represents from harvesting raw materials to the time it leaves our shipping dock. Playworld Systems nurtures a total corporate culture that is focused on eliminating carbon producing processes and products, reducing our use of precious raw materials, reusing materials whenever possible and recycling materials at every opportunity. Playworld Systems elected to adopt the Publicly Available Specification; PAS 2050 as published by the British Standards Institute and sponsored by Defra and the Carbon Trust. The PAS 2050 has gained international acceptance as a specification that measures the greenhouse gas emissions in services and goods throughout their entire life cycle.

Pre-Consumer Recycle Content

A measurement, in pounds, that qualifies the amount of material that was captured as waste and diverted from landfill during an initial manufacturing process and is being redirected to a separate manufacturing process to become a different product. E.g. 100% of our Aluminum Tubing is made from captured waste material during the manufacturing process of extruded Aluminum products such as rods, flat bars and H-channels.

Post-Consumer Recycle Content

A measurement, in pounds, that qualifies the amount of material that was once another product that has completed its lifecycle and has been diverted from a landfill as a solid waste through recycling and is now being used in a Playworld Systems' product. E.g. **20% to 40% of the steel in our steel tubing and sheet steel have been diverted from landfills. Automobiles are scrapped and recyclable steel is purchased by the steel mill that produces our raw product.

** The amount of Post-Consumer recycled steel fluctuates daily based on the availability of the recycled steel.

