

Apex

Equipment Manufacturer



FUN-1497



Apex

Equipment Manufacturer



FUN-1497



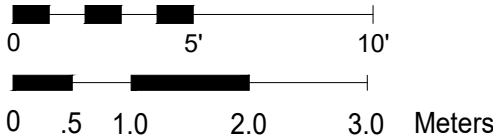
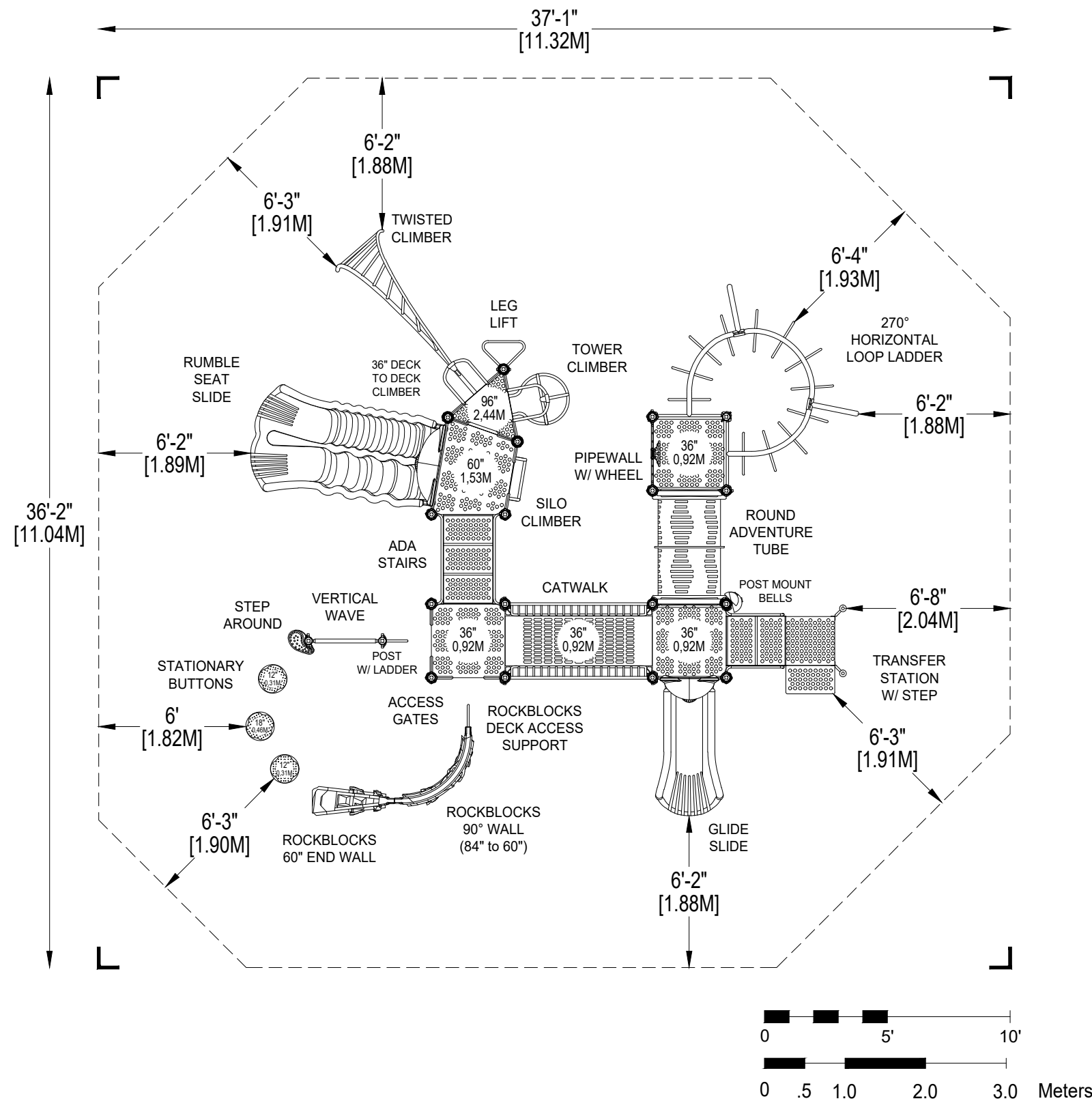
Primary



Natural



Metro



*PLAYGROUND SUPERVISION REQUIRED



PLAYWORLD SYSTEMS, INC.
 1000 Buffalo Road
 Lewisburg, PA
 17837-9795 USA

EQUIPMENT SIZE:
24'11" x 23'10" x 13'5"
 7,59M x 7,26M x 4,09M

USE ZONE:
37'1" x 36'2"
 11,32M x 11,04M

AREA: **1196 SqFt.** PERIMETER: **127 Ft.**
 111,11 SqM. 38,71M

FALL HEIGHT:
8 Ft.
 2,44M

USER CAPACITY: **55** AGE GROUP: **5-12**

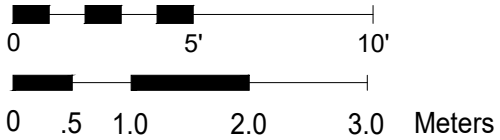
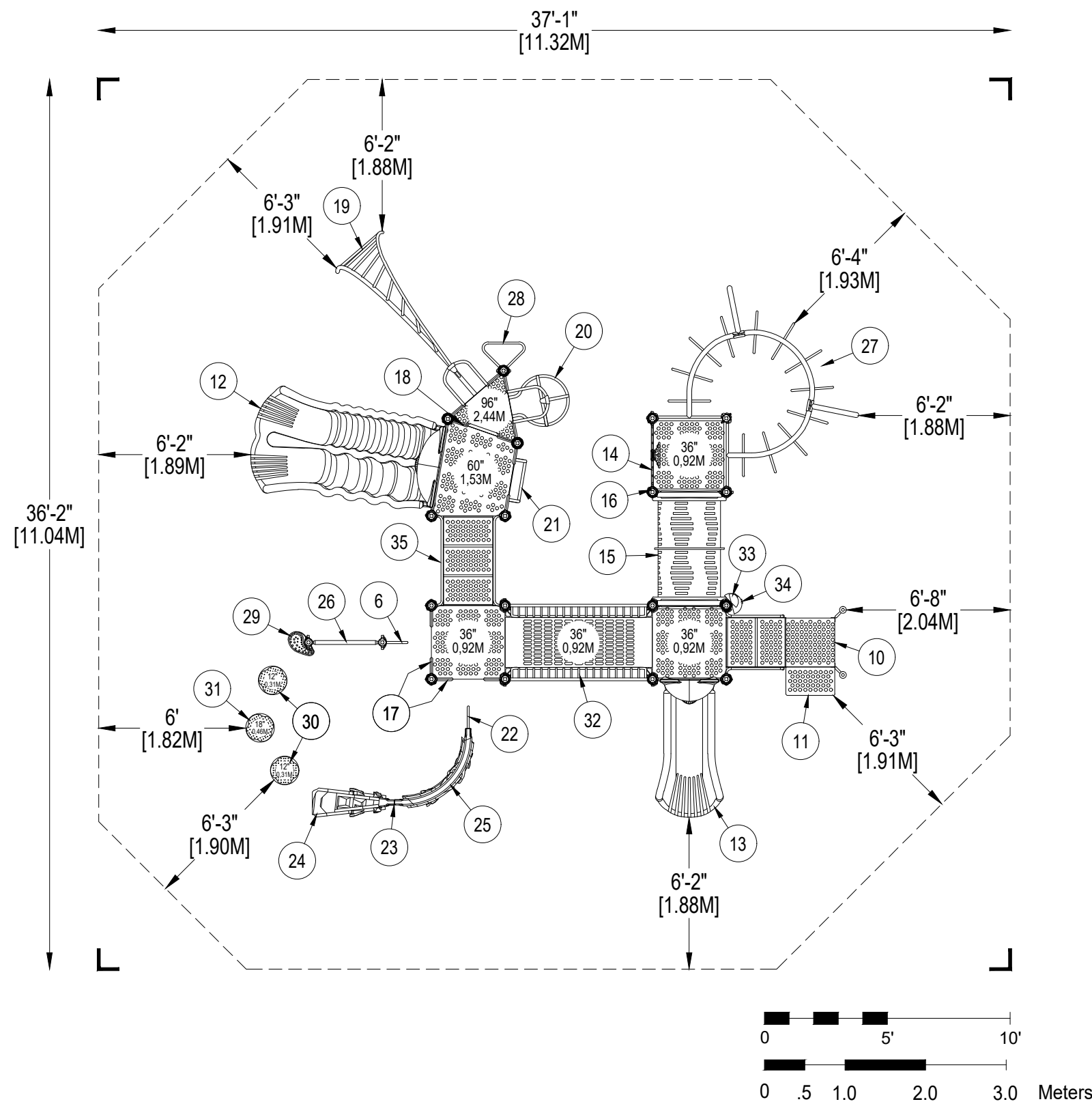
ADA SCHEDULE	Total Elevated Play Activities: 10		
	Total Ground-Level Play Activities: 4		
	Accessible Elevated Activities	Accessible Ground-Level Activities	Accessible Ground-Level Play Types
Required	5	3	3
Provided	8	4	3

- ✓ ASTM F1487-11
- ✓ CPSC #325



PROJECT NO: FUN-1497E	SCALE: 3/16"=1'-0"
DRAWN BY: M. MERTZ	Paper Size B
DATE: 30-JAN-18	

APEX
CATALOG PRE-DESIGN



*PLAYGROUND SUPERVISION REQUIRED



PLAYWORLD SYSTEMS, INC.
 1000 Buffalo Road
 Lewisburg, PA
 17837-9795 USA

EQUIPMENT SIZE:
24'11" x 23'10" x 13'5"
 7,59M x 7,26M x 4,09M

USE ZONE:
37'1" x 36'2"
 11,32M x 11,04M

AREA: **1196 SqFt.** PERIMETER: **127 Ft.**
 111,11 SqM. 38,71M

FALL HEIGHT:
8 Ft.
 2,44M

USER CAPACITY: **55** AGE GROUP: **5-12**

ADA SCHEDULE	Total Elevated Play Activities: 10		
	Total Ground-Level Play Activities: 4		
	Accessible Elevated Activities	Accessible Ground-Level Activities	Accessible Ground-Level Play Types
Required	5	3	3
Provided	8	4	3

- ✓ ASTM F1487-11
- ✓ CPSC #325

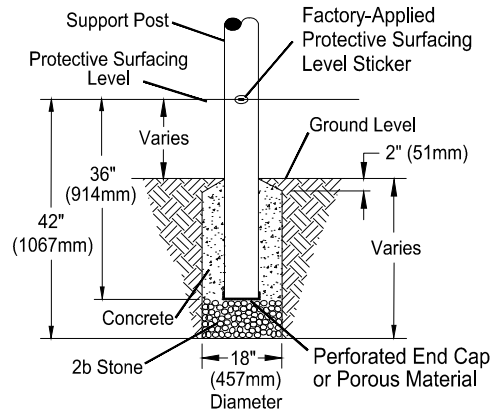


PROJECT NO: FUN-1497E	SCALE: 3/16"=1'-0"
DRAWN BY: M. MERTZ	Paper Size B
DATE: 30-JAN-18	

APEX
CATALOG PRE-DESIGN

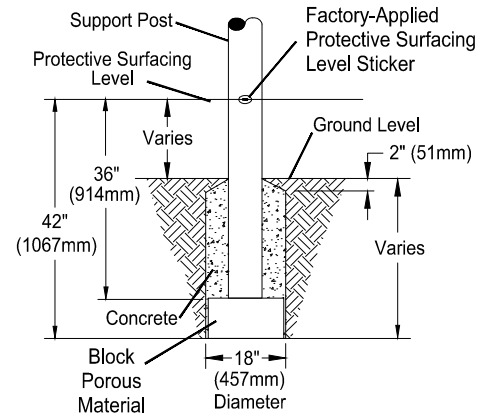
DETAIL 1

Support Post, Spiral Slide and RockBlocks Post Footing Detail



STONE OPTION

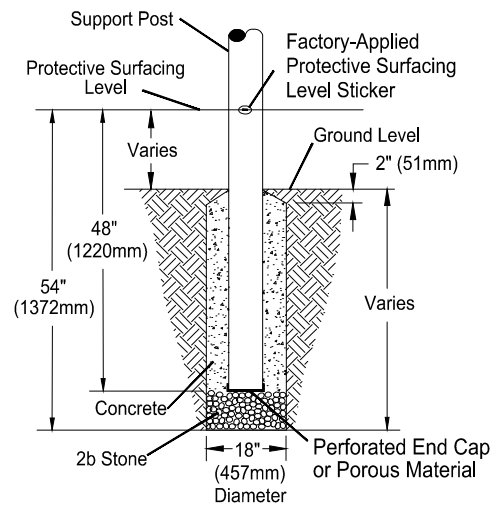
OR



BLOCK OPTION

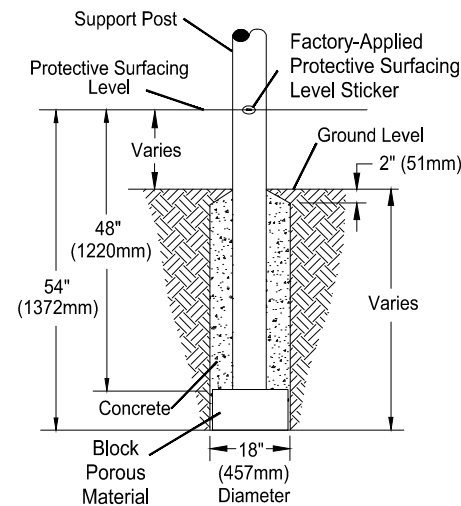
DETAIL 2

GroundZero, Cantilever and "T" Post Footing Detail



STONE OPTION

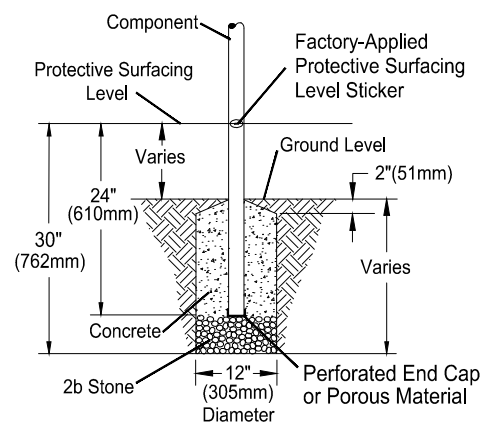
OR



BLOCK OPTION

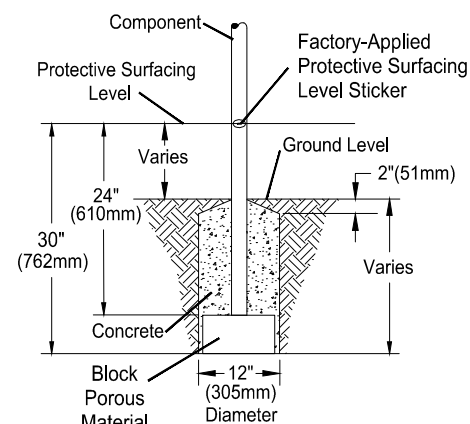
DETAIL 3

Component Footing Detail



STONE OPTION

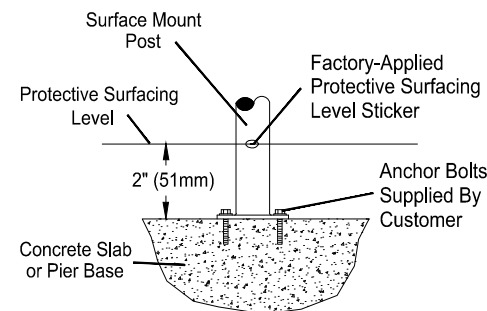
OR



BLOCK OPTION

DETAIL 4

Surface Mount Detail



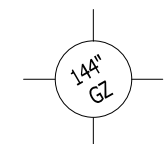
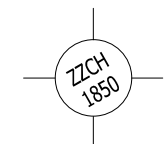
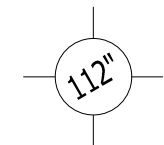
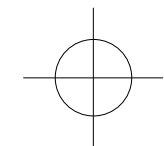
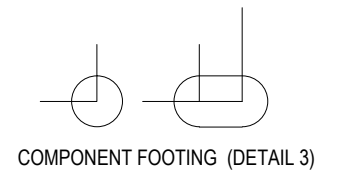
INSTALLATION NOTES:

- 1) Paved surfaces, such as asphalt and concrete, are not acceptable for use under your structure.
- 2) It is the consumer's responsibility to check with local utilities prior to excavating footings for any underground utility lines that may exist within the installation area.
- 3) It is the consumer's responsibility to check local soil conditions and drainage within the site area. Inquire with local contractors for appropriate recommendations.
- 4) If the structure is to be installed across uneven terrain, maintain the support post mark for protective surfacing level at the lowest grade. Adjust other footings accordingly.
- 5) The base of footings must be below frost lines.
- 6) Do not encase the bottom of support posts in concrete. Place all posts directly on packed stone.
- 7) Assemble the entire structure before pouring concrete unless specifically instructed to do so in the individual component installation instructions.
- 8) Read completely the installation instructions provided with your structure prior to beginning construction.

SITE NOTES:

- 1) The site plan provided must be checked against the actual site area to ensure that placement of your structure meets required clearances.
- 2) The dimensions labeled are for location of footing holes, not exact placement of equipment. Assemble, plumb, and level equipment before pouring concrete.
- 3) There must be a minimum distance of 6' (1830mm) between any obstacle, sidewalk, etc., and your structure.
- 4) Slides must have a use zone that extends out from the lower exit section of the slide a distance that is at least 6' (1830mm) or equal to the vertical distance from the highest point of the sliding surface to the top of the protective surfacing, whichever is greater. The slide use zone should not extend greater than 8' (2438mm) from the end of the lower exit section.
- 5) The complete area, including the space under and around the equipment, must be covered with an impact attenuating material. See the 1997 publication, "Handbook for Public Playground Safety", published by the U.S. Consumer Product Safety Commission, for guidelines and recommendations on the type and depth of surfacing material. For a copy of the "Handbook for Public Playground Safety", write to: **U.S. Consumer Product Safety Commission**, Office of Information and Public Affairs, Washington, D.C. 20207
- 6) Supervise children as they play.

FOOTING LEGEND



FOOTING DETAIL

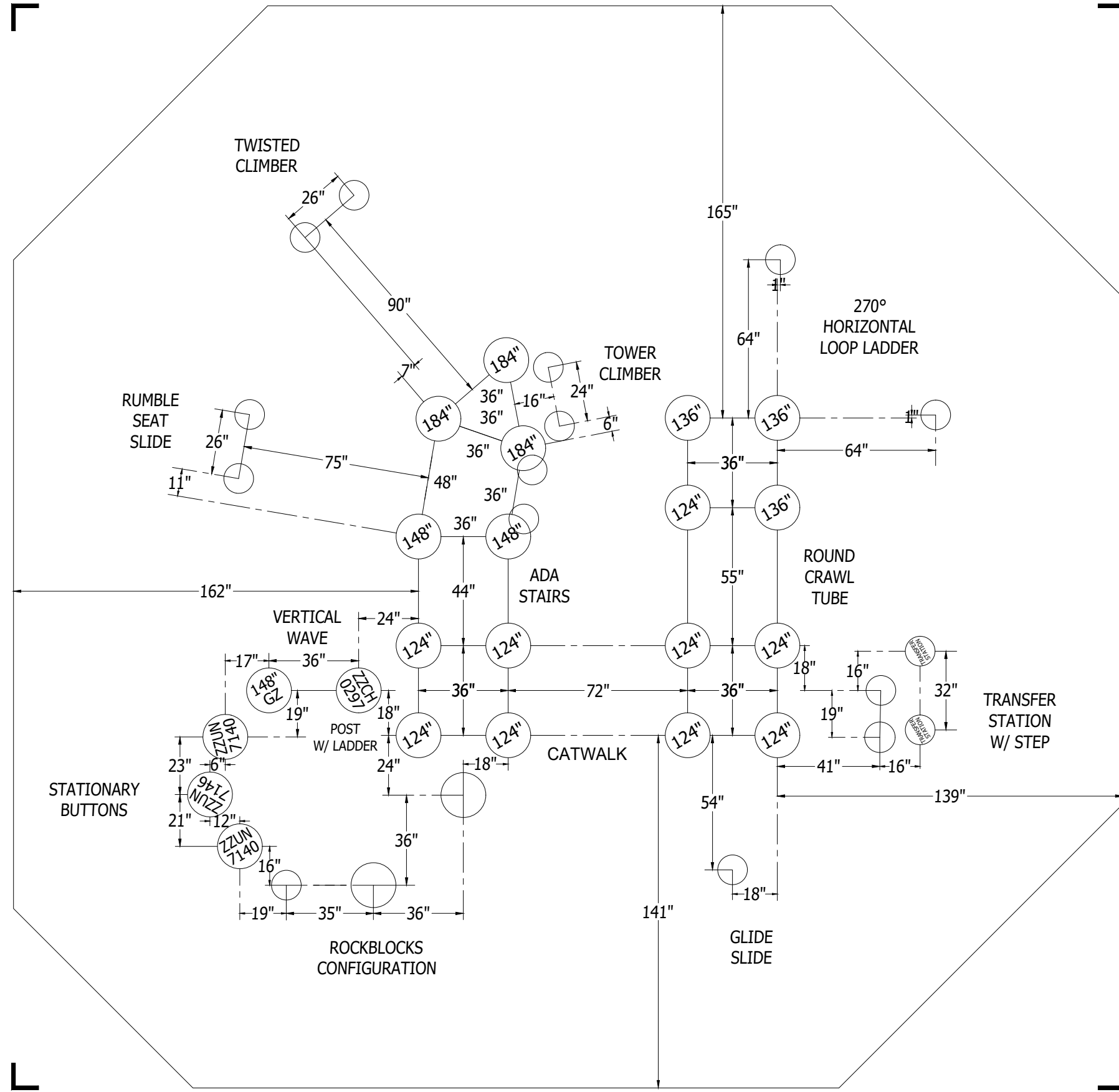
SCALE:
NOT TO SCALE

DRAWN BY:
TECH SALES

Paper Size

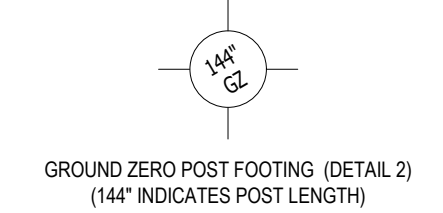
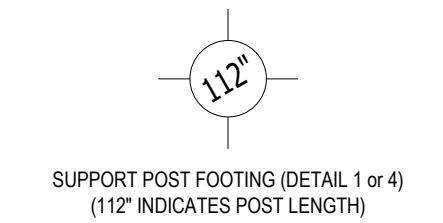
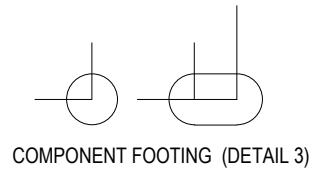
DATE:
28-JUNE-13

B



PLAYWORLD SYSTEMS, INC.
 1000 Buffalo Road
 Lewisburg, PA
 17837-9795 USA

FOOTING LEGEND



PROJECT NO:
FUN-1497E

SCALE:
 1/4"=1'-0"

DRAWN BY:
M. MERTZ

Paper Size

DATE:
30-JAN-18

B

*PLAYGROUND SUPERVISION REQUIRED

APEX
 CATALOG PRE-DESIGN

Apex

Design Number: FUN-1497E - Bill Of Material

Ref. No.	Part No.	Description	Quantity
Posts			
1	ZZCH0018	3.5in OD x 124in STEEL POST W/RIVETED CAP	9
2	ZZCH0028	3.5in OD x 136in STEEL POST W/ RIVETED CAP	3
3	ZZCH0038	3.5in OD x 148in STEEL POST W/ RIVETED CAP	2
4	ZZCH0038GZ	3.5in OD x 148in GROUND ZERO POST	1
5	ZZCH0068	3.5in OD x 184in STEEL POST POST W/RIVETED CAP	3
6	ZZCH0297	POST W/ LADDER CLIMBER (36in OR 48in DECK)	1
Decks & Kick Plates			
7	ZZCH0616	SQUARE COATED DECK ASSEMBLY	3
8	ZZCH0617	TRIANGULAR COATED DECK ASSEMBLY	1
9	ZZCH0636	DOUBLE SLIDE COATED DECK ASSEMBLY	1
ADA Items			
10	ZZCH2007	TRANSFER STATION w/TALL GUARDRAIL (36in DECK)	1
11	ZZUN2019	APPROACH STEP FOR TRANSFER STATION	1
Slides			
12	ZZCH2737	RUMBLE SEAT (60in DECK)	1
13	ZZCH3127	GLIDE SLIDE (36in DECK)	1
Activity Panels			
14	ZZUN4299	STEERING WHEEL (CH/EX PIPE WALL MOUNT FOR 4in CENTERS)	1
Crawl Tubes			
15	ZZCH4539	30in ROUND CRAWL TUBE	1
Barriers			
16	ZZCH4095	CENTERLINE PIPE WALL BARRIER	1
17	ZZCH4288	ACCESS GATE	2
Climbers			
18	ZZCH6210	36 in DECK TO DECK CLIMBER	1
19	ZZCH7167	8ft TWISTED CLIMBER	1
20	ZZCH7170	8ft TOWER CLIMBER	1
21	ZZCH7956	SILO CLIMBER (60in DECK)	1
22	ZZUN0167	ROCKBLOCKS DECK ACCESS SUPPORT (36in - 48in DECK)	1
23	ZZUN0176	ROCKBLOCKS Z SUPPORT (60in WALL)	1
24	ZZUN8360	ROCKBLOCKS END WALL (60in)	1
25	ZZUN8370	ROCKBLOCKS 90 DEGREE WALL (84in TO 60in) RIGHT	1
Ground Zer0 Climbers			
26	ZZCH8467	THE VERTICAL WAVE	1
Overhead Events			
27	ZZCH5716	270 DEGREE HORIZONTAL LOOP LADDER	1
28	ZZCH5770	LEG LIFT	1
Balance			
29	ZZCH0149	STEP AROUND	1
30	ZZUN7140	STATIONARY BUTTONS (12in)	2
31	ZZUN7146	STATIONARY BUTTONS (18in)	1
Bridges			



Apex

Design Number: FUN-1497E - Bill Of Material

Ref. No.	Part No.	Description	Quantity
32	ZZCH7085	6ft CATWALK	1
Audible Activities			
33	ZZCH4557	8in BELL (POST MOUNT)	1
34	ZZCH4559	10in BELL (POST MOUNT)	1
Stairs and Ladders			
35	ZZCH9170	24in ACCESS STEPPED PLATFORM (DECK TO DECK)	1
Additional Tool & Maintenance Kits			
36	ZZCHGUID	CHALLENGER GUIDELINES	1
37	ZZUN9910	SURFACING WARNING LABEL KIT	1
38	ZZUN9930	PIPE SYSTEMS MAINTENANCE KIT W/ AEROSOL	1

Apex

Design Number: FUN-1497E - Compliance and Technical Data

Reference Document: ASTM F1487

Ref. No.	Part No.	Qty.	Description	Unit ASTM Status	Total Weight (lbs)	Pre-Consumer Recycled Content (lbs)	Post-Consumer Content (lbs)	CO2e Footprint (kgs)	Users	Install Hours	Concrete (Yds3)	Active Play Events
1	ZZCH0018	9	3.5in OD x 124in STEEL POST W/RIVETED CAP	Certified	350.19			484	0	9.00	1.13	0
2	ZZCH0028	3	3.5in OD x 136in STEEL POST W/ RIVETED CAP	Certified	130.53			176	0	3.00	0.38	0
3	ZZCH0038	2	3.5in OD x 148in STEEL POST W/ RIVETED CAP	Certified	94.22			127	0	2.00	0.25	0
4	ZZCH0038GZ	1	3.5in OD x 148in GROUND ZERO POST	Certified	47.01			63	0	1.00	0.18	0
5	ZZCH0068	3	3.5in OD x 184in STEEL POST POST W/RIVETED CAP	Certified	171.33			233	0	3.00	0.38	0
6	ZZCH0297	1	POST W/ LADDER CLIMBER (36in OR 48in DECK)	Certified	52.81			74	1	0.50	0.18	1
7	ZZCH0616	3	SQUARE COATED DECK ASSEMBLY	Certified	164.58			521	9	3.00	0.00	0
8	ZZCH0617	1	TRIANGULAR COATED DECK ASSEMBLY	Certified	29.90			120	2	1.00	0.00	0
9	ZZCH0636	1	DOUBLE SLIDE COATED DECK ASSEMBLY	Certified	63.86			185	3	1.00	0.00	0
10	ZZCH2007	1	TRANSFER STATION w/TALL GUARDRAIL (36in DECK)	Certified	148.40			310	2	2.00	0.09	0
11	ZZUN2019	1	APPROACH STEP FOR TRANSFER STATION	Certified	35.83			72	1	1.00	0.04	0
12	ZZCH2737	1	RUMBLE SEAT (60in DECK)	Certified	201.86			762	4	3.00	0.06	1
13	ZZCH3127	1	GLIDE SLIDE (36in DECK)	Certified	99.73			374	2	2.00	0.03	1
14	ZZUN4299	1	STEERING WHEEL (CH/EX PIPE WALL MOUNT FOR 4in CENTERS)	Certified	5.29			27	1	0.25	0.00	1
15	ZZCH4539	1	30in ROUND CRAWL TUBE	Certified	102.83			836	2	3.00	0.00	1
16	ZZCH4095	1	CENTERLINE PIPE WALL BARRIER	Certified	28.74			71	0	0.50	0.00	0
17	ZZCH4288	2	ACCESS GATE	Certified	34.68			131	0	1.00	0.00	0
18	ZZCH6210	1	36 in DECK TO DECK CLIMBER	Certified	75.84			153	1	1.00	0.00	1
19	ZZCH7167	1	8ft TWISTED CLIMBER	Certified	130.73			248	2	2.00	0.60	1
20	ZZCH7170	1	8ft TOWER CLIMBER	Certified	115.62			263	2	2.00	0.90	1
21	ZZCH7956	1	SILO CLIMBER (60in DECK)	Certified	78.25			139	1	1.50	0.06	1
22	ZZUN0167	1	ROCKBLOCKS DECK ACCESS SUPPORT (36in - 48in DECK)	Certified	43.86			70	1	1.00	0.13	1



Apex

Design Number: FUN-1497E - Compliance and Technical Data

Reference Document: ASTM F1487

Ref. No.	Part No.	Qty.	Description	Unit ASTM Status	Total Weight (lbs)	Pre-Consumer Recycled Content (lbs)	Post-Consumer Content (lbs)	CO2e Footprint (kgs)	Users	Install Hours	Concrete (Yds3)	Active Play Events
23	ZZUN0176	1	ROCKBLOCKS Z SUPPORT (60in WALL)	Certified	31.01			44	0	1.00	0.13	0
24	ZZUN8360	1	ROCKBLOCKS END WALL (60in)	Certified	76.13			405	2	1.00	0.13	1
25	ZZUN8370	1	ROCKBLOCKS 90 DEGREE WALL (84in TO 60in) RIGHT	Certified	108.96			843	4	0.50	0.00	1
26	ZZCH8467	1	THE VERTICAL WAVE	Certified	62.49			215	1	0.50	0.00	1
27	ZZCH5716	1	270 DEGREE HORIZONTAL LOOP LADDER	Certified	163.86			323	3	2.00	0.06	1
28	ZZCH5770	1	LEG LIFT	Certified	6.76			30	1	0.50	0.00	1
29	ZZCH0149	1	STEP AROUND	Certified	6.69			89	1	0.50	0.00	1
30	ZZUN7140	2	STATIONARY BUTTONS (12in)	Certified	54.24			179	2	1.50	0.26	2
31	ZZUN7146	1	STATIONARY BUTTONS (18in)	Certified	27.92			92	1	0.75	0.13	1
32	ZZCH7085	1	6ft CATWALK	Certified	233.76			433	0	4.00	0.00	0
33	ZZCH4557	1	8in BELL (POST MOUNT)	Certified	5.15			44	1	0.25	0.00	1
34	ZZCH4559	1	10in BELL (POST MOUNT)	Certified	6.87			49	1	0.25	0.00	1
35	ZZCH9170	1	24in ACCESS STEPPED PLATFORM (DECK TO DECK)	Certified	135.24			296	1	2.00	0.00	0
36	ZZCHGUID	1	CHALLENGER GUIDELINES	N/A	0.00			1	0	0.25	0.00	0
37	ZZUN9910	1	SURFACING WARNING LABEL KIT	Certified	0.05			1	0	0.25	0.00	0
38	ZZUN9930	1	PIPE SYSTEMS MAINTENANCE KIT W/ AEROSOL	N/A				90				
Totals:					3,125.22	396	862	8,570	52	59.00	5.10	21
					1,406.35 Kg	178 Kg	388 Kg	9 Metric Tons			3.88 m3	



Apex

Design Number: FUN-1497E - Compliance and Technical Data

Reference Document: ASTM F1487

Ref. No.	Part No.	Qty.	Description	Unit ASTM Status	Total Weight (lbs)	Pre-Consumer Recycled Content (lbs)	Post-Consumer Content (lbs)	CO2e Footprint (kgs)	Users	Install Hours	Concrete (Yds3)	Active Play Events
----------	----------	------	-------------	------------------	--------------------	-------------------------------------	-----------------------------	----------------------	-------	---------------	-----------------	--------------------

ASTM F1487

The lay-out for this custom playscape, design number FUN-1497E, has been configured to meet the requirements of the ASTM F1487 standard. In addition, each of the above components listed as "Certified" have been tested and are IPEMA certified. Components listed as "Not Applicable" do not fall within the scope of the ASTM F1487 standard and have not been tested. IPEMA certification can be verified on the IPEMA website, www.ipema.org. In the interest of playground safety, IPEMA provides a Third Party Certification Service which validates compliance.

2010 ADA Standards for Accessible Design

The lay-out was also designed to meet the 2010 Standards published 15-Sep-2010, by the Department of Justice when installed over a properly maintained surfacing material that is in compliance with ASTM F1951 "Accessibility of Surface Systems Under and Around Playground Equipment" as well as ASTM F1292, "Impact Attenuation of Surfacing Materials Within the Use Zone of Playground Equipment", appropriate for the fall height of the structure.

Installation Times

Installation times are based on one experienced installer. A crew of three experienced individuals can perform the installation within the given time, each member working 1/3 of the given hours. [Eg. Installation Time = 30 hours. For a crew of three, each member will work 10 hours on the installation for a total of 30 hours on the project.]

Carbon Footprint

The CO2e (carbon footprint given in Kilograms and Metric Tons) listed above is a measure of the environmental impact this play structure represents from harvesting raw materials to the time it leaves our shipping dock. Playworld Systems nurtures a total corporate culture that is focused on eliminating carbon producing processes and products, reducing our use of precious raw materials, reusing materials whenever possible and recycling materials at every opportunity. Playworld Systems elected to adopt the Publicly Available Specification; PAS 2050 as published by the British Standards Institute and sponsored by Defra and the Carbon Trust. The PAS 2050 has gained international acceptance as a specification that measures the greenhouse gas emissions in services and goods throughout their entire life cycle.

Pre-Consumer Recycle Content

A measurement, in pounds, that qualifies the amount of material that was captured as waste and diverted from landfill during an initial manufacturing process and is being redirected to a separate manufacturing process to become a different product. E.g. 100% of our Aluminum Tubing is made from captured waste material during the manufacturing process of extruded Aluminum products such as rods, flat bars and H-channels.

Post-Consumer Recycle Content

A measurement, in pounds, that qualifies the amount of material that was once another product that has completed its lifecycle and has been diverted from a landfill as a solid waste through recycling and is now being used in a Playworld Systems' product. E.g. **20% to 40% of the steel in our steel tubing and sheet steel have been diverted from landfills. Automobiles are scrapped and recyclable steel is purchased by the steel mill that produces our raw product.

** The amount of Post-Consumer recycled steel fluctuates daily based on the availability of the recycled steel.

